



*H. Ame*

*Super Maramu*  
2000



A full-page photograph of a sailboat with large white sails sailing on the ocean. The boat is viewed from a side-on perspective, moving towards the right. The sails are fully deployed and catch the wind. The water is dark with white foam from the boat's wake. The sky is a uniform, light beige color. The word "CLASSIQUE" is printed in a serif font on the right side of the image, next to a small dark circular graphic element.

CLASSIQUE



As I am first and foremost a sailor as well as a navel architect, my goal as a boat builder has always been clear. My dream has been to create an ocean cruiser that will allow any voyager to embark on a circumnavigation without any fear or trepidation. In 1989, I was pleased to achieve my goal. The 53' Super Maramu was not the first Amel passagemaker in this size range. She is, however, the premier Amel cruiser to offer nearly the same comforts as one has at home. I believe there is no better way to accomplish your cruising dreams, especially when personal comfort, safety and ease of handling are concerned.

Ten years after her birth, the Super Maramu was a true success with 270 examples delivered to well satisfied clients. Without changing her shape, we decided to upgrade her appointments. The Super Maramu 2000 was then born. Since then we have gone even further in our relentless pursuit of passagemaking perfection. Today, the Super Maramu 2000 offers the very best in comfort, safety, and ease of single-handed operation. She will take you anywhere you wish to go. She will help you achieve your dreams ...



When motoring or while under sail, the ease in which one person can competently manage the Super Maramu 2000 will absolutely astonish the uninitiated. Routines that used to demand strength and effort are now mere child's play. The electric furlers, bow thruster, electric winches, anchor and chain wash-down, windlass...all the vessels labor saving technologies are easily operated from the safety and security of the cockpit. Each and every detail aboard was conceived, engineered and then created to make your voyages as effortless and serene as possible. Just imagine yourself at the helm, comfortably seated behind the hard dodger...let the wind fill your sails while you enjoy these splendid moments of escape and freedom.

At anchor, the focus is on relaxation. The decks are unencumbered and easy to transit. The ergonomically correct cockpit was designed to comfortably support the human form. The walk down transom provides easy access to the dinghy.

Below, the spacious saloon and staterooms are fitted with an abundance of storage space and large hanging lockers that will encourage you to welcome aboard your family and friends. The domestic appliances provide home like convenience. In the refined and inviting interior of your Super Maramu 2000, you will graciously share with your guests the unmatched pleasure of owning an Amel Yacht.



ÉRÉNITÉ



PUISSANT & RACÉ





Central controls for adjusting and furling the sails, windlass and anchor wash.

fully protected steering position.



Spacious, truly watertight, and totally soundproofed engine room with : 80 HP diesel engine ; AMEL U-drive system ; 7 kW/1500 RPM diesel generator ; 50 Amp/h battery charger ; fresh water and bilge pumps ; double electric ventilation ; single and central salt water intake with filter ; automatic central bilge system ; etc...


## TECHNOLOGIES DE POINTE



5 7

Main mast electric reefing and furling system.

## 16 POINTS CLÉS



- 1 robust triple bow roller
- 2 high pressure anchor and chain washdown
- 3 electric jib reefing and furling
- 4 husky windlass with cockpit and foredeck controls
- 5 electric mainsail reefing and furling
- 6 mainsail halyard tensioner
- 7 electric mainsail clew outhaul
- 8 Amel's unique down-wind pole system

Please note that all electric assist items have complete manual backups.





- 9 adjustable jib sheet car travellers
- 10 electric main sheet winch
- 11 electric primary sheet winches
- 12 adjustable main sheet traveller

- 13 fiberglass dodger with extendable bimini
- 14 strong stainless steel tube guardrail
- 15 manual mizzen reefing and furling
- 16 huge lazarette



A beautiful and efficient galley.



An inviting, air-conditioned saloon.



CONFORT  
EXCEPTIONNEL



Nav-station.

Spacious aft private stateroom.







FIABILITÉ



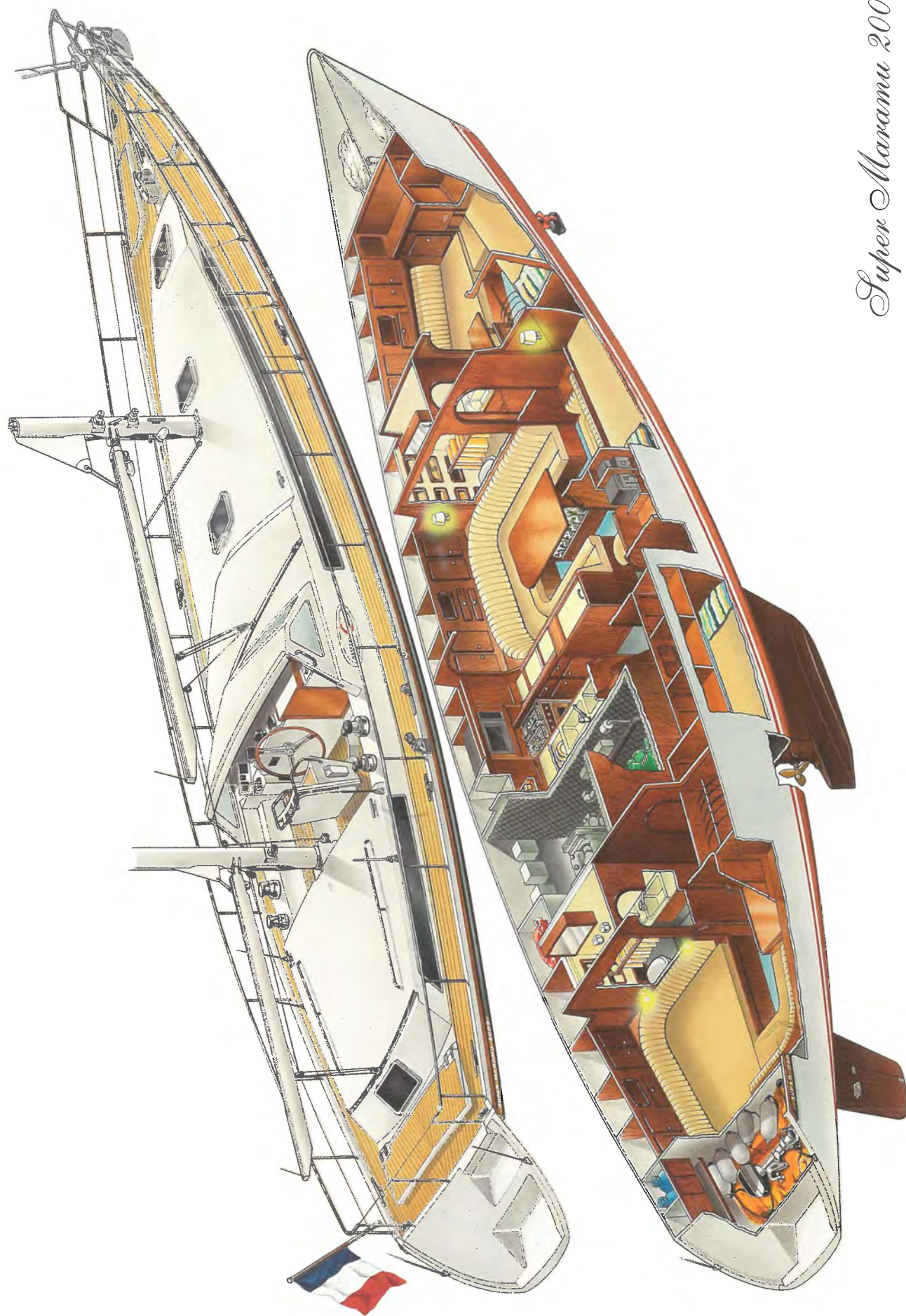
*F*

or you to fully enjoy the many pleasures offered aboard a Super Maramu 2000, you must be convinced that the boat is safe, reliable, and strong. The superb quality of the materials and components we use in connection with our unique yet well proven construction techniques provide an incredibly strong and durable cruising yacht. Our fully monocoque construction incorporating four genuine watertight bulkheads is unmatched in the industry. This, in conjunction with the clear deck walkways, the deep and well protected center cockpit and the substantial stainless guardrail, will always keep you safe, secure and comfortable.

In addition to the quality of the boat itself, it is important to mention the overall quality of the Amel ownership experience. From the beginning, you will be treated professionally and with courtesy and respect. Every client receives a week of intensive training aboard their brand new Amel where all the secrets regarding the proper use and care of the boat are revealed. This comprehensive training is offered at the shipyard in La Rochelle or at our Mediterranean base in Hyeres. Thereafter, you may obtain reliable technical assistance directly from Chantiers Amel anywhere in the world your travels take you. Our after sale service is second to none...just ask any Amel owner.

Upon becoming a member of our Amel family, you will enter a new life filled with not only freedom and adventure, but also with pleasure and serenity.





*Super Maramu 2000*

Architectes : H. AMEL  
J. CARTEAU



# Super Maramu 2000



## LIST OF EQUIPMENT

### STRUCTURE

- Extremely strong solid laminate fiberglass for the hull, keel, and skeg. Molded in one piece.
- 2-coat antifouling with primer.
- Deck : fiberglass laminate with balsa core.
- Watertight bulkheads.
- EC conformity category A. Approved by the French Merchant Navy, 1<sup>st</sup> category.

### OUTFITTING OF THE DECK AND SUPERSTRUCTURES

- Center cockpit with fully protected helmsman seat and folding Bimini.
- Stainless steel railing around the entire boat.
- 7 watertight lockers :
  - 2 sail lockers
  - 3 lockers for miscellaneous storage
  - 1 locker for the safety equipment (life raft, life jackets, harnesses, ...)
  - 1 locker for the tender, outboard engine, inflater, fenders, ...
- Aluminium bathing ladder and gangway combination.
- 5 self-tailing winches (3 electric).
- 13 cleats and 4 fairleads.
- 4 hatches and 4 opening portholes.
- Electric windlass with double control (deck and cockpit).
- Double bow roller fitting.
- Automatic anchor wash with control from cockpit.
- Quick stowing cockpit table.
- Deck shower with fresh water.

### RIGGING, SAILS AND ACCESSORIES

- AMEL 24V retractable bow thruster
- AMEL electric jib furling (with manual backup).
- AMEL main mast electric reefing and furling system (with manual backup).
- AMEL mizzen mast manual reefing and furling system.
- 6 self-tailing winches.
- Control of AMEL main sheet traveller from the cockpit.
- Control of AMEL jib sheet car traveller next to the cockpit.
- Double AMEL downwind pole system with complete rigging.
- 5 tri-radial sails : Jib
  - Main sail
  - Mizzen sail
  - Balloon
  - Mizzen balloon

### INSIDE LAYOUT

- 2 separate double berth staterooms.
- 2 separate heads.
- 1 pilot berth in the saloon to starboard.
- 1 berth in the passage way aft.
- All berths are fitted with wooden lee boards.
- Spacious saloon with many shelves, lockers and storage places.
- U-shaped galley with double sink.
- Hanging locker for wet jackets.
- Covering fabrics, carpets, curtains and cushions are all washable.
- Floors made of non-skid fiberglass with balsa core, with hinges.



## COMFORT

- 3 separate and independent A/C and heating units, 220V (front cabin, saloon, aft cabin).
- 2 electric toilets.
- Showers with safety thermostatic control.
- Pressurized fresh water in heads and galley (water tank : 1000 litres).
- 24V electric deep freezer in the saloon.
- Front-opening 24V stainless steel refrigerator.
- Dish-washer.
- Stainless steel gas stove with oven.
- Isolated and airtight gas compartment with solenoid valve.
- 220V microwave/convection oven.
- Galley extractor cowl.
- Top-loading 220V combination clothes washer/dryer.
- Safe.

## ELECTRONICS

- Nav-station : GPS navigation instrument.  
Daylight display radar, on adjustable bracket  
VHF radio-telephone.  
Central navigation unit.  
Radio/CD-player with 4 loud-speakers (2 inside, 2 in the cockpit).  
Clock.  
Barometer.
- Cockpit : Control for the autopilot.  
Magnetic compass.  
4 repeaters for the central unit (wind speed, wind direction, boat speed, depth sounder).  
Chain counter.

## POWER SUPPLY

- 2 battery circuits :
  - 1 for the engine, 12V, 105 Amps/hour.
  - 1 for service, 24V, 420 Amps/hour.
- Means of charging :
  - Engine circuit : 2 alternators, 12V.
  - Service circuit: 1 alternator, 24V, and 1 automatic charger, 220/24V, 50 Amps.
- 220 Volts : shore power and generator, 1500 rpm, 7 kW.
- 220V outlets in every cabin.
- 220V (and engine exchanger) for hot water.

## ENGINE

- Spacious and watertight engine room.
- 80 HP turbo diesel engine.
- Engine control panel in the cockpit.
- AMEL U-drive system.
- Autoprop 3-blade feathering propeller.
- 3-blade fixed propeller in reserve.
- Electric and manual gauges for the fuel tank (600 litres).
- Diesel filter.
- Automatic double ventilation of the engine room.
- Fire extinguisher for the engine room.
- Central bilge system with : automatic bilge pump  
manual bilge pump.

## MISCELLANEOUS

- Instructions and technical data about the boat and her equipment.
- Complete anchor.
- Mooring lines, small lines and miscellaneous accessories, boathook.
- 8 fenders.
- Fire extinguishers.

**PRICE :** .....

This price includes all the above listed equipment, transportation, launching and commissioning in La Rochelle.  
The AMEL Shipyard reserves the right to modify this equipment list and the price, at any time and without notice, prior to entering into a contract with the client.

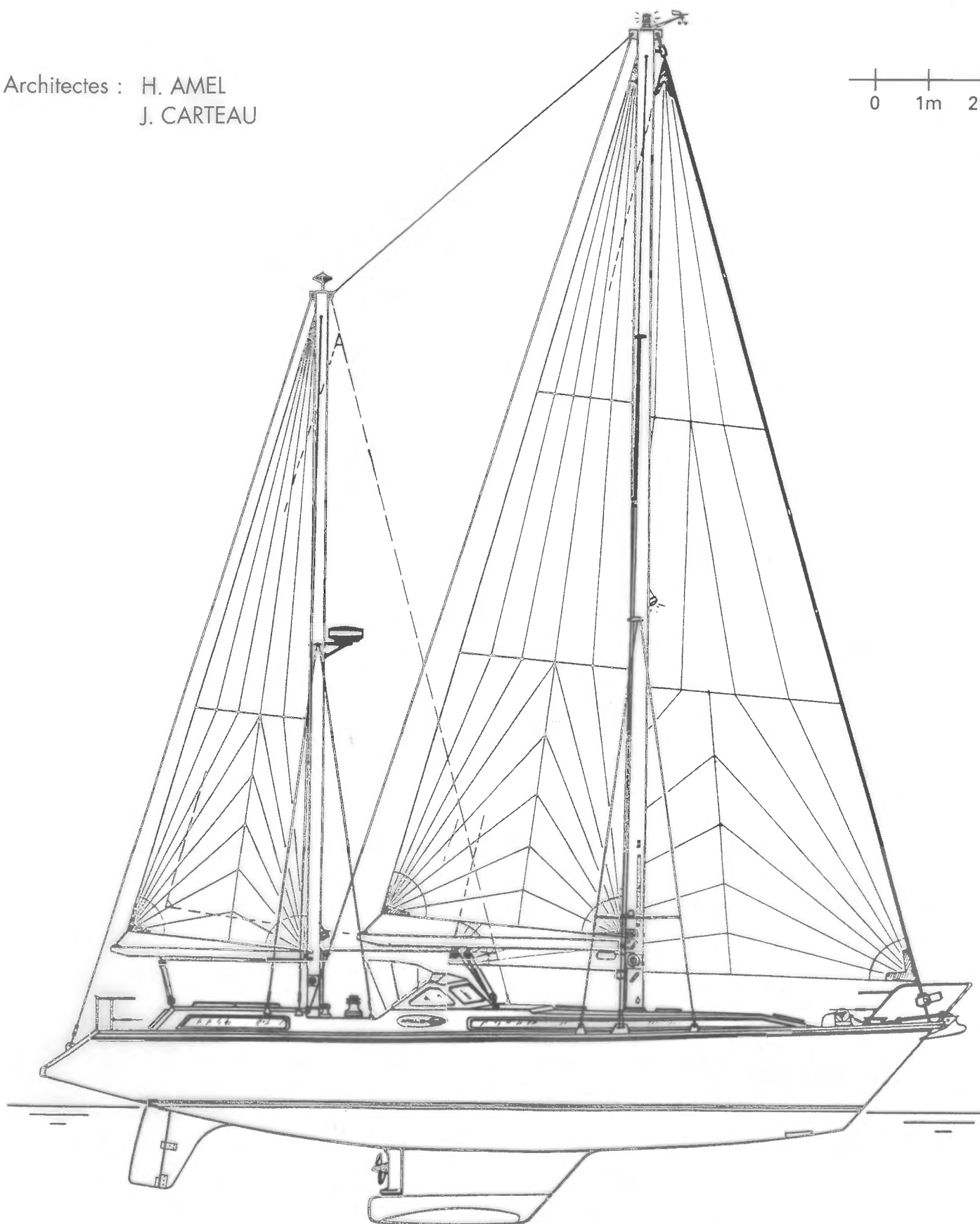


# *Super Maramu 2000*

*Chantiers* **AMEL** 

Architectes : H. AMEL  
J. CARTEAU

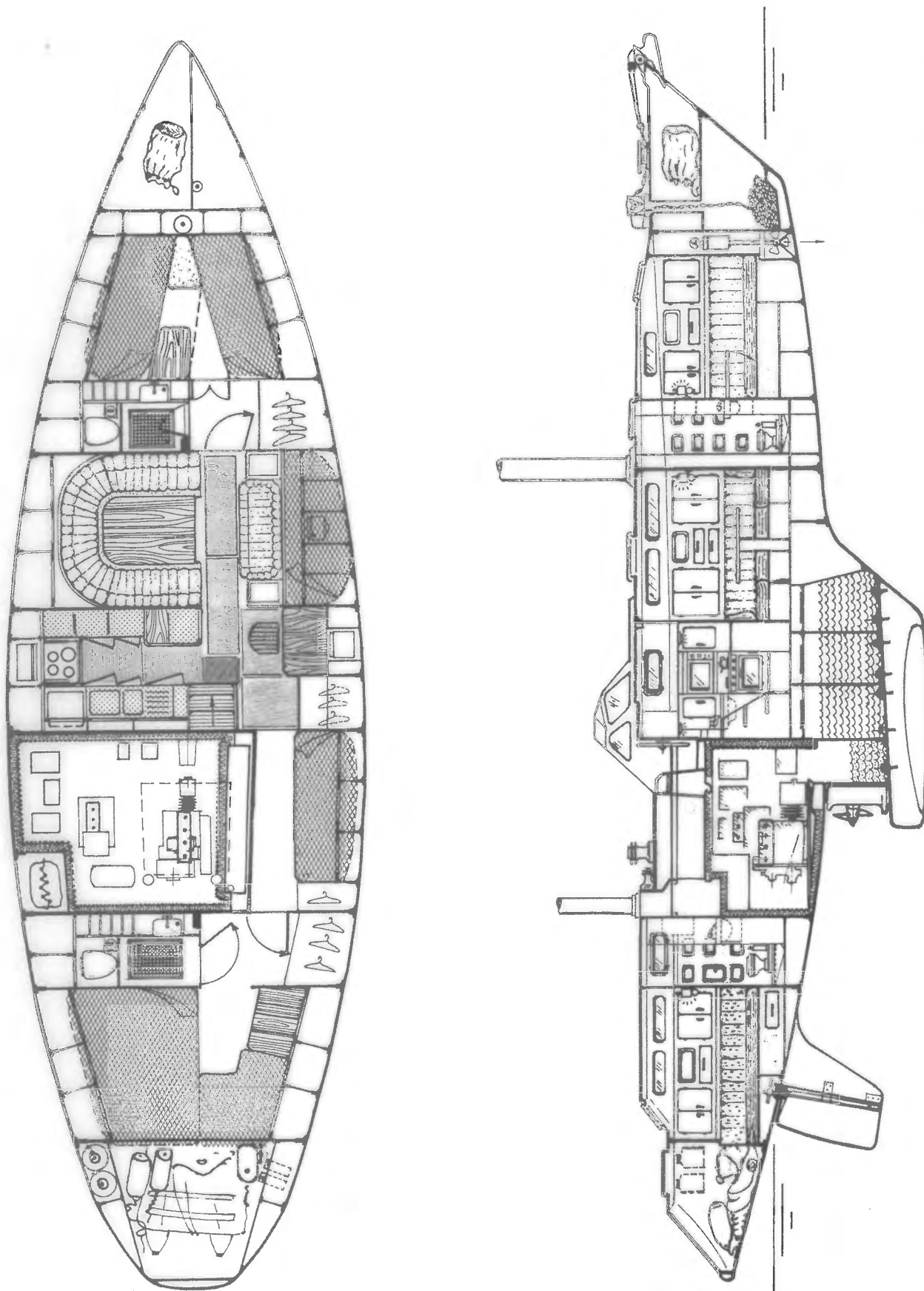
0 1m 2m





# Super Maramu 2000

Chantiers **AMEL** 



Architectes : H. AMEL  
J. CARTEAU





L.O.A. ....	16 m
L.W.L. ....	12.60 m
Beam.....	4.60 m
Draft.....	2.05 m
Bridge clearance .....	20 m
Displacement, loaded .....	16 t
Total weight, empty.....	14 t
Ballast .....	5.5 t
Diesel engine .....	80 HP
Speed under power .....	8 kt
Fuel capacity.....	600 litres
Fresh water .....	1000 litres

## Sails

Main sail .....	35 sq.m
Mizzen sail .....	19 sq.m
Jib.....	71 sq.m
Mizzen balloonner .....	35 sq.m
Balloonner .....	68 sq.m





Sea trials in La Rochelle (Atlantic) and Hyères (Mediterranean)

**AMEL**



*Le Respect de la Mer*

---

**Chantiers AMEL La Rochelle**  
BP 15 - 17 182 Périgny Cedex - FRANCE  
Tel. +33 546 55 17 31  
Fax. +33 546 45 43 03  
e-mail : amel@amel.fr

---

**AMEL Méditerranée**  
Port St Pierre - 83 400 Hyères - FRANCE  
Tel. +33 494 57 60 80  
Fax. +33 494 57 36 41  
e-mail : amel.med@wanadoo.fr

---

**AMEL Caraïbes**  
Marina Bas du Fort  
97110 POINTE A PITRE - GUADELOUPE  
Tel/fax : (0590)90.85.83  
e-mail : amel.caraibes@wanadoo.fr

---

**Internet** : [www.amel.fr](http://www.amel.fr)